






Kennametal Road Rehabilitation Tools...

Specifically engineered to meet your road rehabilitation needs.

The Right Tool Does the Best Job!

Most contractors face a variety of challenging cutting conditions, here are some guidelines:

| PAVEMENT | | 525 HORSEPOWER AND HIGHER | 200-500 HORSEPOWER | 200 HORSEPOWER AND LOWER | SKID STEER ATTACHMENTS |
|---|----------------------|--|--------------------------------|--------------------------------|------------------------|
|  | CONCRETE | RZ19 RP21, RP15, RP19 | RZ19 RP21, RP15, RP19 | RZ07, RZ16 RP27 | RP28, RP10 |
|  | ASPHALT OFF CONCRETE | RZ19 RP10, RP15, RP19 | RZ19 RP10, RP25, RP15 | RZ07, RZ16 RP27 | RP28, RP10 |
|  | HARD ASPHALT | RZ08, RZ20, RZ07, RZ16 RP10, RP25, RP16 | RZ07, RZ16 RP10, RP24, RP25 | RZ07, RZ16 RP27 | RP18, RP28 |
|  | MEDIUM ASPHALT | RZ05, RZ24 RP24, RP16, RP25 | RZ05, RZ24 RP24, RP16, RP25 | RZ05, RZ24 RP18, RP28, RP27 | RP18, RP28 |
|  | SOFT ASPHALT | RZ05, RZ24 RP10, RP24 | RZ05, RZ24 RP28, RP10, RP24 | RZ05, RZ24 RP18, RP28, RP24 | RP18, RP28 |

NOTE: Tools in black are first choice. Tools in blue are other recommended choices. Please contact your local Kennametal sales representative for additional information. Photographs shown here are reprinted with permission of the National Ready Mixed Concrete Association.

| STABILIZATION APPLICATIONS | 500 HORSEPOWER AND HIGHER | 200-500 HORSEPOWER |
|----------------------------|--|--------------------------------|
| ASPHALT/BASE | .76" (20mm) – RZ07, RZ08, RZ20, RP07, RP26 | .76" (20mm) – RZ05, RP23, M3 |
| | .86" (22mm) – SR03, SM04, SM03 | .86" (22mm) – SM04, SM03 |
| SOIL STABILIZATION | .76" (20mm) – RC01, RP05, RP01 | .76" (20mm) – RZ05, RP01, RP10 |
| | .86" (22mm) – SR01, SR04 | .86" (22mm) – SM01, SM02, SM03 |
| GLACIAL TILL/ROCK | .76" (20mm) – RZ19, RC01, RP15 | .76" (20mm) – RP06, RP01, RP15 |
| | .86" (22mm) – SR04, SR03, SM04 | .86" (22mm) – SM04, SM02 |