








Kennametal Trenching Tools...

Specifically engineered to meet your trenching needs.

The Right Tool Does the Best Job

Most contractors deal with a variety of cutting conditions throughout the construction season. Ideally, you would use a different tool for each condition, but often that is not practical. We recommend finding the tool that fits your average cutting conditions and is most effective for your operation. Here are some guidelines:

	Cutting Conditions	Soft Cutting	Medium Cutting	Hard Cutting	Abrasive Cutting	Highly Abrasive & Hard Cutting	Laminated / Chunk Rock
	Types of Rock	Soapstone/Gypsum Slate Shale	Soft Limestone Caliche	Dolomite Limestone Granite	Sandstone Basalt Coral	Flint Silica Sandstone Granite	Limestone River Pebbles Sandstone/Flagstone
	Walk Behind/ Pedestrian	CM42 CM61 CM63 DT50	CM42 CM61 CM63 DT50	N/A	N/A	N/A	N/A
	Rubber Tire Trencher	C21 RL11 or RP22 SM05 SM02	C21 or C21HD RL11 or RP22 RL10 or RS16 SM05 or SM06	C21HD RL10 or RS16 SM06 or SL07	C21HD or C23 RS16 or RS19 SM04	C23 RS19 SM04	C21HD RS16 SM06
	Concrete Saw	NA	NA	SM06 SM04 SR03	SM04 SR03	SM07 SR03	SM06
	Rock Wheel Trencher	C21 RL11 or RP22 SM05 SM02	C21 or C21HD RL11 or RP22 RL10 or RS16 SM05 or SM06	C21HD RL10 or RS16 SM06 OR SL07	C21HD or C23 RS16 or RS19 SM04	C23 RS19 SM04	C21HD RS16 SM06
	Small Track Trencher	T1 T14	T5 T8	T11	T8 T9	T11 T8 T9	T11
	Large Track Trencher	TS20 TS19	TS3 TS4 TS19 TS31	TS5 OR TS7 TS9 OR TS12 TS30 OR TS32	TS14 TS17 or TS21 TS30	TS17 TS30	TS7 TS10 TS13 TS30
	Terrain Leveler Rock Hawg Road Miner	TS20 TS2	TS3 TS4 TS19 TS31	TS7 TS30 TS32	TS17 TS30	TS17 TS30	TS7 TS10 TS30

NOTE: The chart shown here is only a portion of our tool offering. Please contact your local sales representative for additional information and recommendations.